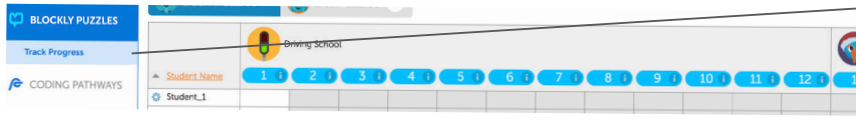
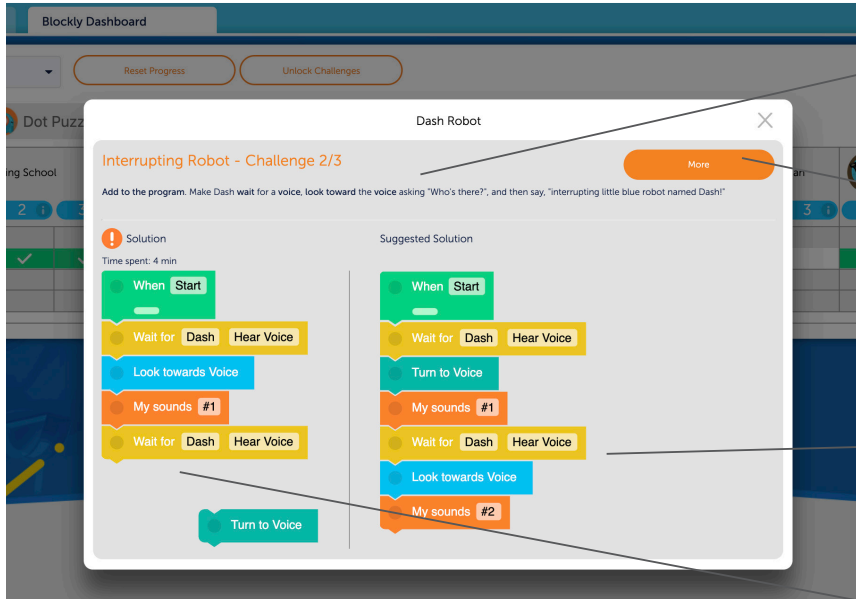


In the Make Wonder Portal Puzzle Tracker, when you click on each of the challenges in a Blockly puzzle, you're able to see a suggested solution for that challenge alongside your student's work. You also gain access to puzzle-specific resources and materials.



Puzzle Tracker

Tap on Track Progress underneath the Blockly Puzzles heading to access the Puzzle Tracker



Challenge Instructions

Displays the instructions that are shown for this challenge

Additional Resources

Provides access to additional resources, lessons, and learning objectives that are relevant to this specific Blockly puzzle (see below for example content)

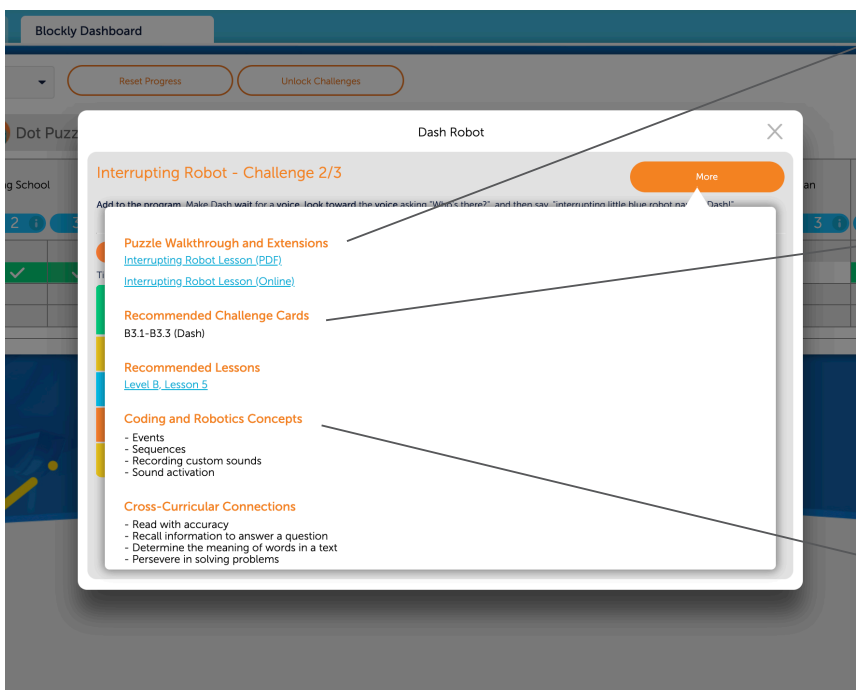
Suggested Solution

Provides a possible solution to the challenge

Student Solution

Displays your student's current work for this challenge

Additional Resources



Puzzle Walkthroughs

Lesson plans that walk through each step of the puzzle and include suggested extension activities

Challenge Cards & Lessons

A list of recommended Challenge Cards and lessons that are tied to the concepts in the puzzle

Great for providing additional content for students who finish early or for additional practice for students who need support

Concepts & Connections

A list of coding and robotics concepts that are covered in this specific Blockly puzzle

Cross-curricular connections highlight covered concepts that are tied to core subject areas